



# Nontertian Harmonic Techniques

## SUPPLEMENTARY MATERIAL



### PRACTICE: Build Quartal Chords






Use the staves below to build several quartal chords. After each chord, write its inversions.



### Compose with Quartal Harmony

Use the blank grand staves below to write one or more melodies based on the quartal chords you wrote above. Then harmonize the melody using your chords. Alternately, you may write four-voice harmony based on your quartal chords. For reference, look at Example 37.2 on page 524 of the textbook, which demonstrates four-voice quartal harmony.





### Compose with Clusters

Use the blank grand staves to compose a piano composition that uses clusters. You may base your composition on one of the cluster or secundal harmony techniques that you studied or invent your own.

