





Techniques of Nontonal Music



SUPPLEMENTARY MATERIAL

PRACTICE: Write Gypsy and Synthetic Scales

Use the following staves to write a gypsy scale on each of the starting notes.



Use the following staves to write two synthetic scales.



Compose with Octatonic, Gypsy, and Synthetic Scales

Use the following staves to compose one or more works based on either the octatonic, the gypsy, or a synthetic scale. Use additional staff paper if needed.

A blank musical staff consisting of two staves. The top staff has a treble clef and the bottom staff has a bass clef. A large brace on the left side groups both staves together.

A blank musical staff consisting of two staves. The top staff has a treble clef and the bottom staff has a bass clef. A large brace on the left side groups both staves together.

A blank musical staff consisting of two staves. The top staff has a treble clef and the bottom staff has a bass clef. A large brace on the left side groups both staves together.

A blank musical staff consisting of two staves. The top staff has a treble clef and the bottom staff has a bass clef. A large brace on the left side groups both staves together.

A blank musical staff consisting of two staves. The top staff has a treble clef and the bottom staff has a bass clef. A large brace on the left side groups both staves together.

Keyboard Exercises—Octatonic Scales

Octatonic scales can be difficult to play at the keyboard because they do not follow the traditional eight-note fingering patterns associated with the major scales. The following figures demonstrate right-hand and left-hand fingerings for six octatonic scales—both the whole- and half-step versions of scales beginning on C, C#, and D. Where major scales always move in groups of three (thumb, 2, 3) or four (thumb, 2, 3, 4) fingers, many of the octatonic scales will have a group of just two fingers (thumb, 2) somewhere in the scale.

r.h. 1 2 3 1 2 3 1 2 3

l.h. 4 3 2 1 4 3 2 1 4

r.h. 1 2 3 1 2 3 1 2 3

l.h. 4 3 2 1 3 2 1 2 1

r.h. 2 3 1 2 1 2 3 1 2

l.h. 3 2 1 3 2 1 2 1 3

r.h. 2 1 2 3 1 2 3 1 2

l.h. 3 2 1 2 1 3 2 1 3

r.h. 1 2 3 1 2 3 1 2 3

l.h. 3 2 1 4 3 2 1 4 3

r.h. 1 2 1 2 3 1 2 3 4

l.h. 3 2 1 3 2 1 2 1 3